



"learning through play"

Greenhills Gazette

Feb 2021

Find us on Facebook: <https://www.facebook.com/GreenhillsPreschool>

Important Dates

Open Day:

Saturday Feb 26
9am - 12pm.

Welcome picnic:

Friday March 4,
5-7pm.

Kinder enrolment for 2023- March 1 st 2022

from 8.30am via the Banyule Council website.
Registrations are date stamped, not time of day as well, so there is need to rush and register first thing in the morning.

Coffee Fundraiser:

February 28th- March 22nd

Easter Raffle: March

21 st - April 7 th .
Prizes will be drawn on Thursday April 7th

President's Report

Welcome to all of the new families and children at Greenhills Preschool this year. We hope that all the children are settling in well! This year we also welcome two new educators for the Swift Parrots (3 year old group)- Cherry and Sue. Welcome!

Unfortunately this year, the parents committee is a little short of volunteers, we desperately need some more parents to help out and attend meetings. It is a great way to meet other families, help the kinder and support our incredible teachers. Even if you cannot attend meetings, assisting throughout the term would be a great help. Vacancies include fundraising and general committee. Please contact Claire at Greenhills.kinder@gmail.com for more information.

Throughout the year, we will be asking parents to assist with laundry and gardening. One family is required per week for each task. Keep an eye on storypark as we will be sending out a sign up sheet shortly for you to place your name on.

If you need to email the teachers throughout the year, please do so at greenhills@ecms.org.au. The parents committee is available at greenhills.kinder@gmail.com.

I hope to see you at the Welcome picnic on Friday March 4.

Claire Hatty

Reminder:

COVID SAFE POLICY

In the interest of the health and safety of our community, please be sure to keep you children home if they have any signs of being unwell.

Educator's Report

A very warm welcome to our 2022 children and families. We are filled with excitement and anticipation about all of the growth and wonderful learning experiences that we will share with you throughout the year at Greenhills Preschool.

We believe play is an intrinsic tool that children use to become active, passionate learners who enjoy gaining knowledge and information by discovery, investigation and invention, in their own way and at their own pace. The very best way to give children what they need, is an environment that is interesting to explore, that is safe, and is filled with people who will respond and support the child's emotional needs.



Our first few weeks of kinder are all about learning lots of new things: routines, snack time, wearing a hat outside, and lots more. We are encouraging children to use our hat stand to house their kinder hat for easier access (and to help prevent lost hats)!

Each child has a labelled hat bucket where they can keep their hat. If you are happy to leave your child's hat at kinder that would be great, then you always know they have a sunhat to wear whilst playing outside during their kinder sessions.

Life at kinder has been so busy already, with so many new things to play with and areas to explore. It has been great to watch the interactions between kinder peers begin to develop. The children have enjoyed gathering outside to picnic, meeting our stick insects, creating in the studio and working in the sandpit.





General Reminders to all our Greenhills Families

- Please have your children arrive at kinder with sunscreen on as well as a sun hat throughout the term.
- Ensure that you sign your child in and out as this is a legal requirement.
- All items need to be labelled with your child's name to help with items becoming lost or muddled with other children's belongings.
- Please provide a family photo for our photo board – you can email one through to greenhills@ecms.org.au and we can print one out to display
- Remember to pack “healthy” food options for your child to eat at kinder – some ideas include sandwich, wrap, fruit, yoghurt, crackers, cheese, dip, sushi, popcorn, vegetable sticks
- We ask that you please refrain from packing nut- based foods in your child's snack box. We have an anaphylactic child enrolled at Greenhills Preschool this year who have severe nut allergies
- As children may be involved in messy play, it is advised they wear old clothes to kinder, and have a change of clothing.
- Remember to check your child's pocket for kinder, social & fundraising information and your child's artwork.
- If you are going to be late at pick up time please call the kinder to inform Educators on 9434 3379.

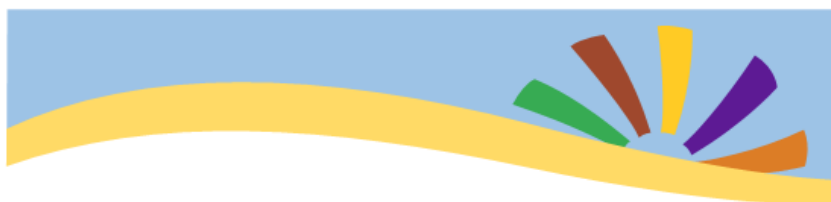


Thank you for contributing to our hopes and dreams chandelier during our interview sessions. We have hung our chandelier in the kinder studio and will keep it on display throughout the year – make sure you pop inside and take a look! Also, if you haven't worked on a threading with your child yet to hang on the chandelier just let an educator know and we can help you get that organised.

We look forward to getting to know your children and family throughout the year. Please remember if you have any questions, queries or ideas please come and see us for a chat.

Educators @ Greenhills Preschool

Welcome Picnic



Welcome Picnic

Come and join us on Friday 4th March for our Greenhills Preschool welcome picnic




It's a great opportunity to meet other kinder families and be part of our Greenhills Preschool Community

Where: Eltham Copper Butterfly Park
(Main Road Eltham)

When: **Friday 4th March 5—7pm**

What to bring: a picnic rug and bite to eat for your family



Reminders

QR Code Check-in at Drop Off and Pick Up

To help keep our community safe, we need you to scan the Government's QR code at both drop-off and pick-up. You will need to scan the QR code even if you are not entering the kindergarten and just dropping and picking your child up at the front gate.

Monitoring Symptoms

Please keep your child at home if they have any cold and flu symptoms (even mild), including fever, chills, sweats, runny nose, sore throat, cough, shortness of breath, or loss of sense of smell or taste. **(If your child displays any of these symptoms while in attendance, we will contact you to pick up your child immediately).**

Uniform

We currently have optional hats, t-shirts and jumpers available to buy.

T-Shirts: \$20

Hats: \$20

Or both T-shirt and Hat for \$35

Jumpers \$35 each.

Sizes 4 and 6 tops are available.

Please put correct money in an envelope with your name and items clearly labelled. Educators can help with the purchase of uniforms at any session. Envelopes can be placed in the fundraising box near the Educators office.



To stay up to date with events and fundraisers, please Like us on facebook:
<https://www.facebook.com/GreenhillsPreschool>.



And while you're on the internet, why not give us a review on google?
(reviews help us to be visible to other parents searching for kinders in
Greensborough)

Fundraising Report

We are committed to supporting local businesses and this year our first fundraiser is a coffee drive from Love Is Coffee!!

Starting Monday February 28th, orders due by Tuesday March 22nd.



Dear Families of Greenhills Preschool,

Love Is Coffee is proud to collaborate with your preschool to bring everyone freshly-roasted coffee using organic and fairly-traded pure Arabica coffee beans.

Choose from 4 varieties - Ethiopian, Nicaraguan, Mexican and Honduras, with the options of whole or ground, and can be ground to your preference (stovetop/plunger). Each 250g bag costs \$14, a special price for Greenhills Preschool's families and friends (r.r.p. \$15.00). Your preschool will earn \$3.50 for every bag sold.

So grab a bag or two for yourselves, or gift a friend, and raise funds for the preschool!



Can you help?

In preparation of our **Easter raffle**, we are seeking donations. Do you know a business that would like to donate a gift or service? Would you like to donate some Easter goodies to our hamper? Please contact us at greenhills.kinder@gmail.com Donations required by Friday March 18th. Any business that supports our kinder will be promoted in ongoing newsletters and on our facebook page.



Recipe Corner

Do you have a favourite lunchbox recipe to share? Please email us your recipes at greenhills.kinder@gmail.com

Blueberry and Banana muffins

Description

These deliciously sweet Blueberry Banana Muffins will be a breakfast or morning tea favourite. They are heavenly to eat warm, straight from the oven but also are lovely packed into lunchboxes or for a grab and go snack. These are a simple one bowl recipe that comes together in no time at all.

Ingredients

- One (150g) large overripe banana mashed
- 1/2 cup (125ml) extra virgin olive oil
- 1/2 cup (125g) Greek yogurt
- 2 eggs
- 1/3 cup (55g) packed brown sugar
- 1/3 cup (80ml) maple syrup
- 1 tsp vanilla extract
- 1/2 tsp cinnamon
- 2 cups (250g) wholemeal flour
- 1/2 cup (55g) rolled oats (and extra for sprinkling)
- 2 tsp baking powder
- 1 tsp baking soda
- 200g blueberries



Method

- Preheat your oven to 180c and grease and line your muffin tin
- In a large bowl add in the banana, olive oil, greek yogurt, eggs, sugar, maple syrup, vanilla and cinnamon and whisk together until well combined
- Add in the flour, oats, baking powder, baking soda and the blueberries and stir through until just combined
- Spoon the mixture evenly between the muffin cups and sprinkle with oats
- Bake in the oven for 15 minutes or until a skewer inserted into the centre of the muffin comes out clean

<https://www.goodiegoodielunchbox.com.au/blueberry-banana-muffins/>

Crafternoon

Lunar New year - Chinese Lantern Sun Catcher



You will Need:


Paper
Black Texta
Scissors
Red Cellophane
Contact paper

Instructions:

1. Parent/Guardian draw a lantern on using black texta, be sure to leave plenty of space for cellophane. Then cut out the lantern around the black texta.



2. Parent/ Guardian then cuts red cellophane into small pieces and places the Chinese lantern on a piece of contact paper.



3. Your child can now have fun carefully placing pieces of cellophane into the gaps. When they have filled all the spaces, place another piece of contact paper over it to seal it.



4. Cut around the lantern to remove any extra pieces. Hang in the window to catch the sun.

